

KOUDHÈ

Airconditioning
Warmtepompen
Ventilatie

- Makkelijk te installeren
- Beschermt de unit
- beschermt met veilige energie
- Verlengt de levensduur van de apparatuur
- **UV-Bestendig**
- Overschilderbaar

Klevanta

protects the linesets


In de meeste installaties lopen de leidingen die zijn aangesloten op de buitenunit en de afvoerslang langs de buitenmuur voordat ze door de muur worden gevoerd om te worden aangesloten op de binnenunit. De isolatie van de leidingen is bijzonder gevoelig voor aantasting door weersomstandigheden en UV-straling. Zonder de juiste bescherming kan de isolatie barsten en afbrokkelen, waardoor deze zijn isolerende eigenschappen verliest.

Cost Saver

Airconditioners en warmtepompen werken niet naar behoren wanneer de leidingen of de isolatie beschadigd raken. Dit kan leiden tot hogere onderhoudskosten of tot vervanging van de gehele installatie voordat deze het einde van zijn normale levensduur heeft bereikt. SpeediDuct® beschermt de apparatuur en helpt de levensduur ervan te verlengen.

Energy Saver

Blootliggende leidingen met beschadigde isolatie werken minder efficiënt. Dit kan ertoe leiden dat het systeem meer energie verbruikt en de exploitatiekosten stijgen. SpeediDuct® beschermt de isolatie van de leidingen en bespaart energie.



5 Steps for a 1-man job

SpeediDuct® is designed to ease the job of the installer. Its patent-pending rail and SpinFix-clip-original design allow fast, professional installation in just 5 steps:

1. Fix the bottom parts of the fitting and the duct to the wall.
2. Place a cable tie in the SpinFix. Insert and rotate the SpinFix onto the rail at the bottom of the SpeediDuct®.
3. Lay the lineset, drain hose, and control cable inside the duct. Strap the cable tie and cut off any excess material. Avoid crushing the drain hose and lineset insulation.
4. Cover with the top part of the SpeediDuct®.
5. Install the fitting top (cover) for a rigid assembly using the included stainless steel screws.



Subject to any changes - CAT, AIRCO 2019-000.00003.004-v1

CAT, AIRCO 2019-000.00003.004-v1 - Subject to any changes

SpeediDuct® matches your style

STANDARD COLOURS

Pure white

Ivory white



CW903
pure white

CI902
ivory

OVERVERFBAAR SpeediDuct® kan worden geverfd, zodat het bij elk kleurenschema voor binnen of buiten past.

Om een goede hechting van de verf te garanderen, raden wij aan de instructies van de verffabrikant te volgen voor het verven van kunststoffen (PVC, ASA, PE, PP).

Wij raden aan om uitsluitend felle kleuren te gebruiken.



Investeer in een professionele installatie, geschikt voor zowel centrale airconditioning als split-units



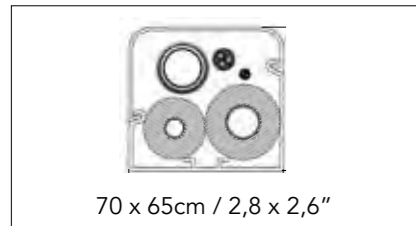

Het SpeediDuct®-systeem voor het afdekken van leidingen omvat een breed scala aan fittingen om elke uitdaging aan te gaan. Het uitgebreide assortiment fittingen biedt de professionele installateur een oplossing voor de meest uitdagende installatiesituaties, zowel voor monoblok-, warmtepomp- als kanaallose mini-split-systemen.

De boven- en onderdelen worden gemonteerd met hoogwaardige roestvrijstalen schroeven, wat zorgt voor een zeer stevige, stabiele installatie zonder loszittende onderdelen.

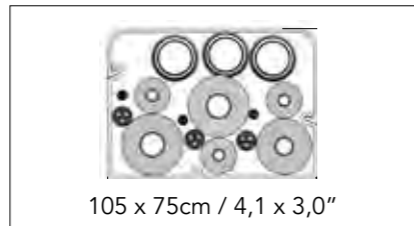
SpeediDuct® biedt ook een vlak afsluitend ontwerp. De onderste helft is vlak en zorgt voor een betere pasvorm in hoeken, waardoor openingen worden geëlimineerd die een lelijk uiterlijk veroorzaken.



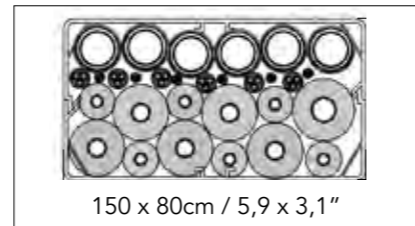
SpeediDuct® comes in 3 different sizes



70 x 65cm / 2,8 x 2,6"



105 x 75cm / 4,1 x 3,0"




150 x 80cm / 5,9 x 3,1"

Depending on installation configurations, ducts' contents may vary.

Exterior lineset installation

without SpeediDuct®



Exterior lineset installation with SpeediDuct®

Creates a professional appearance that protects and helps to maintain equipment efficiency.



Met SpinFix kan één persoon in vijf eenvoudige stappen snel een leidingstel en afvoerslang in SpeediDuct bevestigen!



Step 1

Bevestig de onderste delen van de fitting en het kanaal aan de muur.



Step 2

Plaats een kabelbinder in de SpinFix, steek de SpinFix op de rail aan de onderkant van de SpeediDuct® en draai hem vast.



Step 3

Leg de leidingen, de afvoerslang en de bedieningskabel in het kanaal en zet ze vast met een kabelbinder, zonder ze te beschadigen of te vervormen. Knip overtollige kabelbinder af. De inhoud van het kanaal kan variëren, afhankelijk van de installatieconfiguratie.



Step 4

Cover with the top part of the SpeediDuct®.



Step 5

Install the fitting top (cover) for a rigid assembly using the included stainless steel screws.



Optional step*

Paint SpeediDuct® to match the wall colour.


* Please respect the recommendations of paint manufacturers for painting PVC, ASA, PE and PP plastics. We recommend painting in bright colours only.

SpeediDuct®



- Made of rigid, shockproof, UV-stabilized fire resistant PVC
- High-quality (usable from -20°C/-4°F to +60°C/140°F in a static position)
- Thanks to the unique rail guide, the SpinFix™ allows you to strap and keep the linesets in place
- Energy saver: linesets are protected against UV damage and climatic conditions. They are energy saving.

Model	SPDU.70	SPDU.105	SPDU.150
Part Code	0504.00001.0xx	0504.00101.0xx	0504.00201.0xx
A	70 mm / 3"	105 mm / 4"	150 mm / 6"
B	65 mm / 2,5"	75 mm / 3"	80 mm / 3,25"
L = Length	2 M / 6,5 feet	2 M / 6,5 feet	2 M / 6,5 feet
Colour	Pure white / Ivory	Pure white / Ivory	Pure white** / Ivory
Packing	6 pcs (=12M)	6 pcs (=12M)	5 pcs (=10M)
MOQ pallet	480 M	360 M	250 M



SpinFix



Model	SFIX1000	SpinFix + Cable Ties SFIXCT100
Part Code	0508.00008.000	0508.00008.023
MOQ packing per	1000 pcs (Without Cable Tie)	10 sets (1set = 100x(SpinFix&CableTie).

Wall Cover

For wall inlet or outlet



Model	SPDU.WC.70	SPDU.WC.105	SPDU.WC.150
Part Code	0504.00009.0xx	0504.00109.0xx	0504.00209.0xx
A	70 mm / 3"	105 mm / 4"	150 mm / 6"
B	65 mm / 2,5"	75 mm / 3"	80 mm / 3,25"
Colour	Pure white / Ivory	Pure white / Ivory	Pure white** / Ivory
MOQ Packing	10 pcs	10 pcs	10 pcs

Please respect the recommendations of paint manufacturers for painting PVC, ASA, PE and PP plastics. We recommend painting in bright colours only.

** For the 150mm/6" duct and fittings contact us for availability in pure white.
MOQ = Minimum Order Quantity

Connection Piece



Model	SPDU.CP.70	SPDU.CP.105	SPDU.CP.150
Part Code	0504.00012.0xx	0504.00112.0xx	0504.00212.0xx
A	70 mm / 3"	105 mm / 4"	150 mm / 6"
B	65 mm / 2,5"	75 mm / 3"	80 mm / 3,25"
Colour	Pure white/Ivory	Pure white/Ivory	Pure white**/Ivory
MOQ Packing	10 pcs	10 pcs	10 pcs

Soffit Inlet



Model	SPDU.SI.70	SPDU.SI.105
Part Code	0504.00017.0xx	0504.00117.0xx
A	70 mm / 3"	105 mm / 4"
B	65 mm / 2,5"	75 mm / 3"
Colour	Pure white/Ivory	Pure white/Ivory
MOQ Packing	10 pcs	10 pcs

Flat Rosette



Connecting an evaporator to SpeediDuct® is the easiest and most aesthetic solution available. Next to the soffit inlet fitting, the unique flat rosette enables the duct to be mounted flush with the wall while covering the hole for the linesets to pass through the ceiling.

Model	SPDU.FR.70	SPDU.FR.105	SPDU.FR.150
Part Code	0504.00007.0xx	0504.00107.0xx	0504.00207.0xx
A	70 mm / 3"	105 mm / 4"	150 mm / 6"
B	65 mm / 2,5"	75 mm / 3"	80 mm / 3,25"
Colour	Pure white/Ivory	Pure white/Ivory	Pure white**/Ivory
MOQ Packing	10 pcs	10 pcs	10 pcs


Please respect the recommendations of paint manufacturers for painting PVC, ASA, PE and PP plastics. We recommend painting in bright colours only.

** Contact us for availability in pure white
MOQ = Minimum Order Quantity

Adjustable Flat Bend

CW903
pure white

CI902
ivory




Adjustable between 90° and 135°
Uneven wall surfaces or specific installation situations may require SpeediDuct® to be connected at various angles, the adjustable flat bend is the flexible solution for this problem

Model	SPDU.AFB.70	SPDU.AFB.105
Part Code	0504.00016.0xx	0504.00116.0xx
A	70 mm / 3"	105 mm / 4"
B	65 mm / 2,5"	75 mm / 3"
Colour	Pure white/Ivory	Pure white/Ivory
MOQ Packing	10 pcs	10 pcs

90° Flat Bend

CW903
pure white

CI902
ivory




Model	SPDU.FB.70	SPDU.FB.105	SPDU.FB.150
Part Code	0504.00005.0xx	0504.00105.0xx	0504.00205.0xx
A	70 mm / 3"	105 mm / 4"	150 mm / 6"
B	65 mm / 2,5"	75 mm / 3"	80 mm / 3,25"
Colour	Pure white/Ivory	Pure white/Ivory	Pure white **/Ivory
MOQ Packing	10 pcs	10 pcs	10 pcs

45° Flat Bend

CW903
pure white

CI902
ivory




Model	SPDU.FB45.70	SPDU.FB45.105	SPDU.FB45.150
Part Code	0504.00004.0xx	0504.00104.0xx	0504.00204.0xx
A	70 mm / 3"	105 mm / 4"	150 mm / 6"
B	65 mm / 2,5"	75 mm / 3"	80 mm / 3,25"
Colour	Pure white/Ivory	Pure white/Ivory	Pure white **/Ivory
MOQ Packing	10 pcs	10 pcs	10 pcs

Please respect the recommendations of paint manufacturers for painting PVC, ASA, PE and PP plastics. We recommend painting in bright colours only.
** For 150mm/6" contact us for availability in Pure white
MOQ = Minimum Order Quantity

90° Outside Elbow Bend

CW903
pure white

CI902
ivory



To place around the outside corner

Model	SPDU.EIN.70	SPDU.EIN.105	SPDU.EIN.150
Part Code	0504.00003.0xx	0504.00103.0xx	0504.00203.0xx
A	70 mm / 3"	105 mm / 4"	150 mm / 6"
B	65 mm / 2,5"	75 mm / 3"	80 mm / 3,25"
Colour	Pure white/Ivory	Pure white/Ivory	Pure white **/Ivory
MOQ Packing	10 pcs	10 pcs	10 pcs

90° Inside Elbow Bend

CW903
pure white

CI902
ivory



To place inside the internal corner

Model	SPDU.EB.70	SPDU.EB.105	SPDU.EB.150
Part Code	0504.00002.0xx	0504.00102.0xx	0504.00202.0xx
A	70 mm / 3"	105 mm / 4"	150 mm / 6"
B	65 mm / 2,5"	75 mm / 3"	80 mm / 3,25"
Colour	Pure white/Ivory	Pure white/Ivory	Pure white **/Ivory
MOQ Packing	10 pcs	10 pcs	10 pcs

90° Long Flat Bend

CW903
pure white

CI902
ivory



Ideal when copper bending is tough and requires a wider radius.
Avoids crushing the linesets.

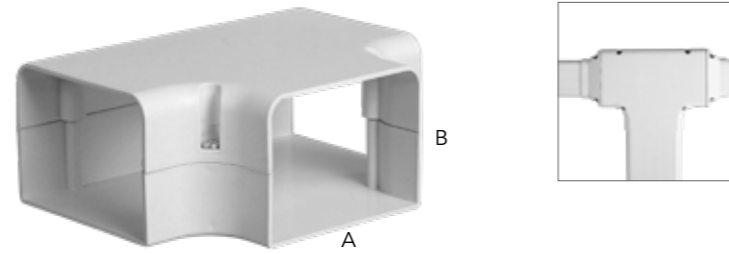
Model	SPDU.LFB.70	SPDU.LFB.105	SPDU.LFB.150
Part Code	0504.00008.0xx	0504.00108.0xx	0504.00208.0xx
A	70 mm / 3"	105 mm / 4"	150 mm / 6"
B	65 mm / 2,5"	75 mm / 3"	80 mm / 3,25"
Colour	Pure white/Ivory	Pure white/Ivory	Pure white **/Ivory
MOQ Packing	10 pcs	10 pcs	10 pcs

Please respect the recommendations of paint manufacturers for painting PVC, ASA, PE and PP plastics. We recommend painting in bright colours only.
** For 150mm/6" contact us for availability in Pure white
MOQ = Minimum Order Quantity

T-Joint

CW903
pure white

CI902
ivory



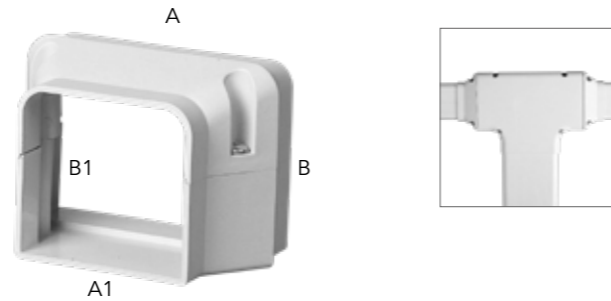
For Multi-split Systems / Reducer joints are required to combine a duct of 70mm/3" with a duct of 105mm/4"
To combine a duct of 105mm/4" with a duct of 150mm/6"

Model	SPDU.TJ.105	SPDU.TJ.150
Part Code	0504.00115.0xx	0504.00215.0xx
A	105 mm / 4"	150 mm / 6"
B	75 mm / 3"	80 mm / 3,25"
Colour	Pure white/Ivory	Pure white **/Ivory
MOQ Packing	10 pcs	10 pcs

Reducer Joint

CW903
pure white

CI902
ivory




To combine with a T-joint

Model	SPDU.RJ.105	SPDU.RJ.150
Part Code	0504.00011.0xx	0504.00111.0xx
A	105 mm / 4"	150 mm / 6"
B	75 mm / 3"	80 mm / 3,25"
A1	70 mm / 3"	105 mm / 4"
B1	65 mm / 2,5"	75 mm / 3"
Colour	Pure white/Ivory	Pure white **/Ivory
MOQ Packing	10 pcs	10 pcs

Duct Cap

CW903
pure white

CI902
ivory




Model	SPDU.DC.70	SPDU.DC.105	SPDU.DC.150
Part Code	0504.00013.0xx	0504.00113.0xx	0504.00213.0xx
A	70 mm / 3"	105 mm / 4"	150 mm / 6"
B	65 mm / 2,5"	75 mm / 3"	80 mm / 3,25"
Colour	Pure white/Ivory	Pure white/Ivory	Pure white **/Ivory
MOQ Packing	10 pcs	10 pcs	10 pcs

Duct End

CW903
pure white

CI902
ivory



Model	SPDU.DE.70	SPDU.DE.105	SPDU.DE.150
Part Code	0504.00014.0xx	0504.00114.0xx	0504.00214.0xx
A	70 mm / 3"	105 mm / 4"	150 mm / 6"
B	65 mm / 2,5"	75 mm / 3"	80 mm / 3,25"
A1	52 mm	52 mm	52 mm
B1	30 mm	30 mm	30 mm
Colour	Pure white/Ivory	Pure white/Ivory	Pure white **/Ivory
MOQ Packing	10 pcs	10 pcs	10 pcs

Wall Rosette

CW903
pure white

CI902
ivory



Model	SPDU.WR.70	SPDU.WR.105	SPDU.WR.150
Part Code	0504.00010.0xx	0504.00110.0xx	0504.00210.0xx
A	70 mm / 3"	105 mm / 4"	150 mm / 6"
B	65 mm / 2,5"	75 mm / 3"	80 mm / 3,25"
Colour	Pure white/Ivory	Pure white/Ivory	Pure white **/Ivory
MOQ Packing	10 pcs	10 pcs	10 pcs

Please respect the recommendations of paint manufacturers for painting PVC, ASA, PE and PP plastics. We recommend painting in bright colours only.
** For 150mm/6" contact us for availability in Pure white
MOQ = Minimum Order Quantity

Please respect the recommendations of paint manufacturers for painting PVC, ASA, PE and PP plastics. We recommend painting in bright colours only.
** For 150mm/6" contact us for availability in Pure white
MOQ = Minimum Order Quantity

Flexy kit

Protects your linesets from the condenser unit to the wall.
Saving time when connecting 2 ducts is an art!

- 1x Flexible hose: length 1 m / 39.4"
- 1x Flex connector
- 1x "Flex-end"
- 1x Stainless steel clamp

CW903 pure white	CI902 ivory
---------------------	----------------

Model	SPDU.FLEX.70	SPDU.FLEX.105
Part Code	0504.00021.07x	0504.000121.07x
A	70 mm / 3"	105 mm / 4"
B	65 mm / 2,5"	75 mm / 3"
Colour	Pure white / Ivory	Pure white / Ivory
MOQ Packing	1 kit	1 kit



Please respect the recommendations of paint manufacturers for painting PVC, ASA, PE and PP plastics. We recommend painting in bright colours only.
MOQ = Minimum Order Quantity

NEW PACKAGING 1 KIT / BOX

KOUDHÉ

Airconditioning
Warmtepompen
Ventilatie